

PRODUCT CONFIGURATOR

TUTORIAL FOR CONSULTANTS/KEY USERS



This documentation and training is provided to you by BoyumIT. The documents are neither approved nor in any way acknowledged or endorsed by SAP. For SAP BusinessOne, only the documentation and training officially released by SAP shall be binding upon SAP. SAP shall not be responsible for any content of this documentation and training and this documentation and training shall not be binding upon SAP in any way.

The official current SAP Business One documentation and training for SAP Business One is available at

https://help.sap.com/viewer/product/SAP_BUSINESS_ONE/9.3/en-US and <https://training.sap.com/businessone>.



Requirements for this tutorial

1. The basics of SAP Business One
2. The basics of Beas Manufacturing



Learning targets

After working through the lesson, you will be able to:

1. explain the terms variant, variant generator and product configurator
2. understand and reproduce the integration of the product configurator in Beas / SAP Business One
3. configure BoMs and routings of items for variant production
4. program and apply the product configurator for items
5. use the Web Product Configurator



AGENDA

Product Configurator

1. General

2. Work with the variant generator

3. Work with the product configurator

GENERAL

(Definitions)

Variant

is a specification of an item defined by parameters.

Variant generator

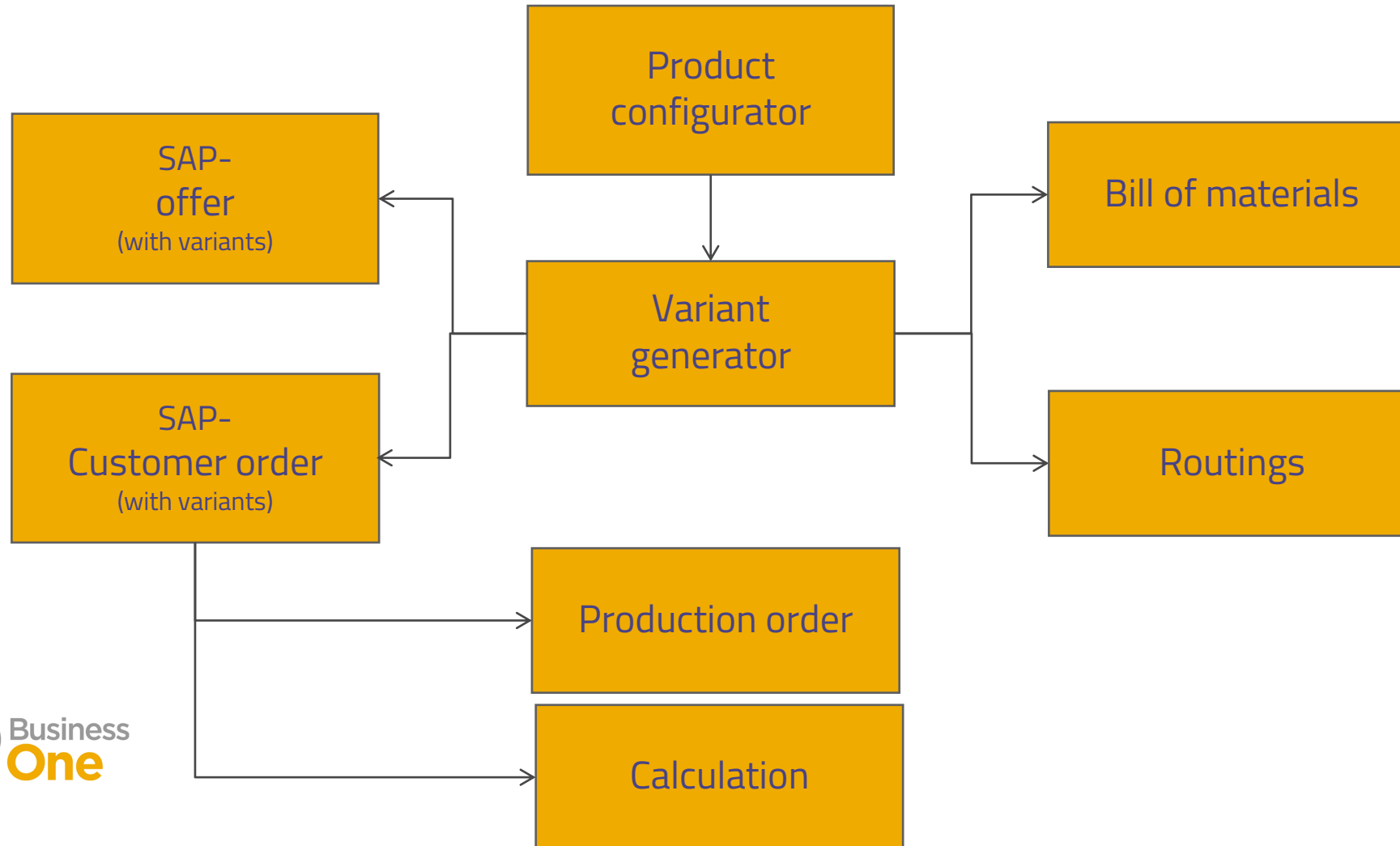
uses formulas and tables deposited in the items, for the creation of work orders or calculations

Product configurator

Graphical user interface for the configuration of variants, which accesses the variant generator in the background.

Desktop + Web version are available.

GENERAL (Overview)



AGENDA

Product Configurator

1. General

2. Work with the variant generator

3. Work with the product configurator

Work with the variant generator

Bill of Materials FP

Master Data Bill of Materials

#	...	Position	Item	I-Version	Description	Quantity	UoM	Manually	Warehouse	Bin Location	Routing pos	Active
1		10	RM									
2		20	RM_B									
3		30	RM_S									

Bill of Materials Item for FP

Position 10 I-Version 1 Active ☒
 Item RM Manually ☐
 Description Raw Material / Normal
 Drawing number

General Extended

Quantity 1.000000 Pcs Per 1.000000 Pcs
 Fixed quantity surcharge Pcs
 Scrap %
 Rounding type Rounding at .5 Warehouse
 Rounding dec. 0
 Routing-position
 Length 0.000000
 Width / OD 0.000000
 Height / ID 0.000000
 Info
 Additional text

Update Cancel New Remove

OK Cancel New Remove Edit

- Add
- Duplicate
- Remove
- Reports
- Refresh Window
- Change log
- Invent.History
- Alternative Material
- Formula allocation for active input
- Display formula fields
- Formula List
- Last Messages

AGENDA

Product Configurator

1. General

2. Work with the variant generator

3. Work with the product configurator

Work with Product configurator

(Definition)

Product configurator definition Sofa

Parameter

Default Type of input Mandatory Type Image Cross Reference Price Rule

1 Sofa

2 A distinctive masterpiece that combines highly functional comfort with timeless aesthetics.

3 Covering and color

4 Legs

5 SofaLegSteel

6 Headrest

Parameter	Description	Type of input	Mandatory	Type	Image	Cross Reference	Price	Rule
price		Y						
numberofseats	Number of seats	Selection - Radiobox	<input checked="" type="checkbox"/>				5.00	
1	Armchair						768.00	
2	Two-seater						1,078.00	
3	Three-seater						1,498.00	
so_length	$[\text{numberofseats}] * 0.9$							
so_lath	$([\text{so_length}] * 5) + ((([\text{numberofseats}] - 1) * 0.6)$			Auto				
so_cloth	$[\text{so_length}] * 1.8 + 3$							
so_pad	$[\text{numberofseats}] * 2$			Auto				
so_springs	$[\text{numberofseats}] * 8$			Auto				
cover	Cover	Selection - Radiobox	<input checked="" type="checkbox"/>	Auto			0.00	
SofaClothRed	Red Cloth						85.00	
SofaLeatherBlue	Blue Leather						120.00	[numi
SofaLeatherRed	Red Leather						120.00	
legs	Material	Selection - Radiobox	<input checked="" type="checkbox"/>	Auto			0.00	
SofaLegWood	Wood						24.00	
SofaLegSteel	Stainless Steel						32.00	
Cushions	Cushions	N		Checkbox	<input checked="" type="checkbox"/>		54.00	
Headrest	Head-rest			Checkbox	<input type="checkbox"/>		78.00	
NrCushion	Number of cushions	1			<input checked="" type="checkbox"/>		0.00	[cush

Update Cancel Open Test Setup

Work with Product configurator

(Definition)

Product configurator definition Sofa

Parameter: Default, Type of input, Mandatory, Type, Image, Cross Reference, Price, Rule

Sofa

price: Y

Sofa

A distinctive masterpiece that combines highly functional comfort with timeless aesthetics.

Size

numberofseats

1

2

3

so_length

so_lath

so_cloth

so_pad

so_springs

Covering and color

cover

SofaClothRed

SofaLeatherBlue

SofaLeatherRed

Legs

legs

SofaLegWood

SofaLegSteel

Accessory

Cushions

Headrest

NrCushion

Product configurator

Configuration: Sofa

Name: Sofa

Price

Text Brief Description

Text Description

Activate Price Calculation: ☒

Default pricelist: Business partner

Display Currency: Main

Currency for manual Price:

Take over price to SAP B1: Price Column

OK

Cancel

Material	Selection - Radiobox	<input checked="" type="checkbox"/>	Auto	0.00
Wood				24.00
Stainless Steel				32.00
Cushions	N	Checkbox	<input checked="" type="checkbox"/>	54.00
Head-rest		Checkbox	<input type="checkbox"/>	78.00
Number of cushions	1		<input checked="" type="checkbox"/>	0.00 [cush]

Update Cancel Open Test Setup

Work with Product configurator (Application)

Sales Order

Customer: C001
Name: Customer 001
Contact Person: alberto
Customer Ref. No.:
BP Currency: \$

Contents | Logistics | Accounting | Electronic Documents | Attachments

Item/Service Type: Item

#	Item No.	Item Description	Quantity	Delivered Qty	Stock UoM	Unit Price	Discount %	VAT Code
1	20211221	Finished Product / Nc	1		No		0.000	
					No		0.000	

Copy
Copy Table
Maximise/Restore Grid
Add Row
Delete Row
Duplicate Row
Invent.History: 20211221
Item master Extended: 20211221
Variant A
Calculation new
Price Calculate
Capable-to-Promise
Project assignment
Row Details...
New Activity
Payment Means...
Gross Profit...
Batch/Serial Numbers

Sales Order

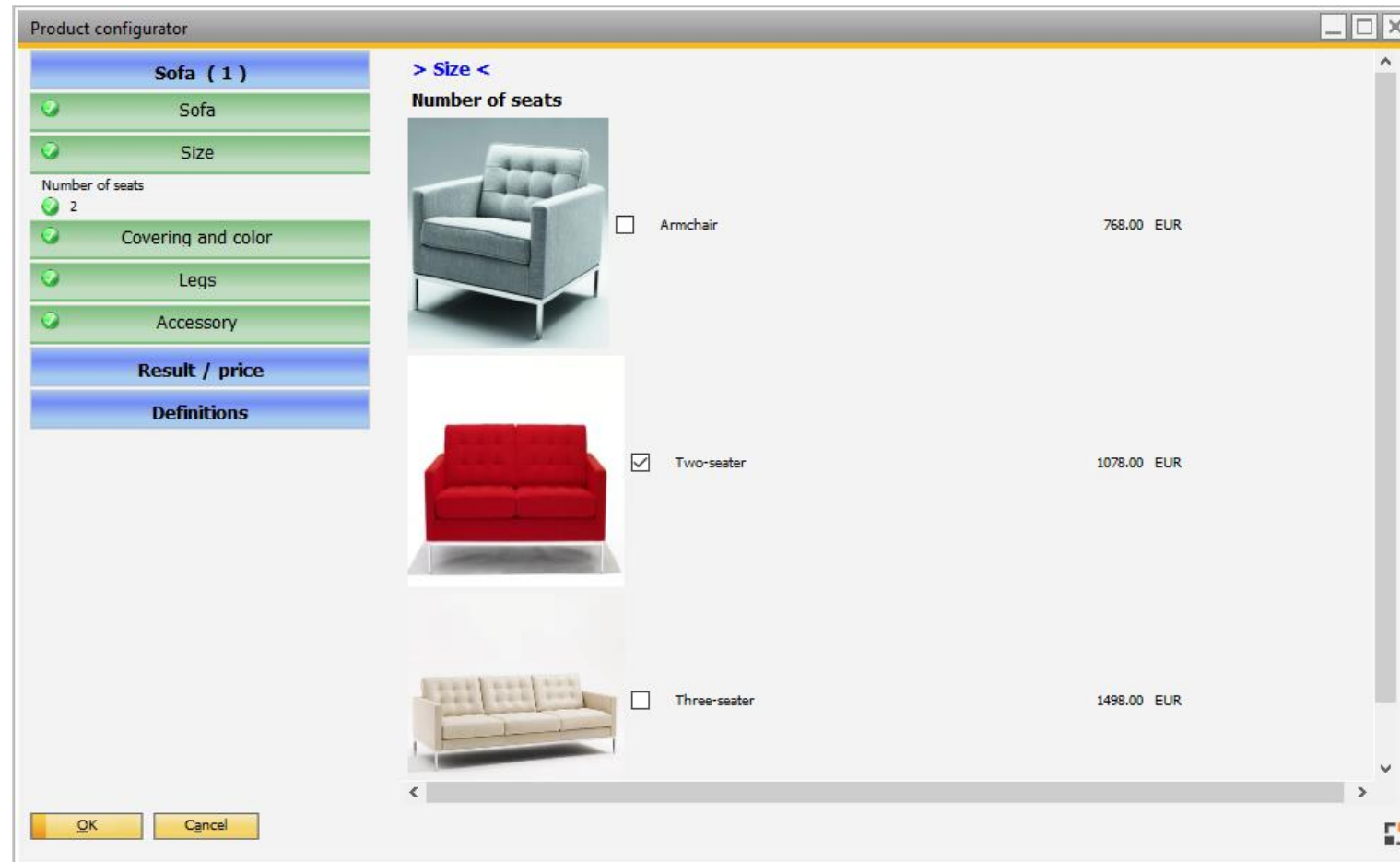
Customer: C001
Name: Customer 001
Contact Person: alberto
Customer Ref. No.:
Local Currency:

Contents | Logistics | Accounting | Electronic Documents | Attachments

#	Commodity Classification	Line Type	Withdrawal from warehouse	Quantity packages	Work order assignment	Number to produce	Configuration	Variante simple	Desired
1									
2									

Work with Product configurator

(Application)



Work with Product configurator (Application)

The screenshot shows the SAP Product configurator application window. The window has a title bar with the text "Product configurator" and standard window controls (minimize, maximize, close). The main interface is divided into two main sections: a left sidebar and a main content area.

Left Sidebar:

- Sofa (0)** (Selected, highlighted in blue)
- Sofa** (Green bar with a green checkmark)
- Size** (Green bar with a green checkmark)
- Covering and color** (Green bar with a red X)
- Legs** (Green bar with a red X)
- Accessory** (Green bar with a red X)
- Result / price** (Blue bar)
- Definitions** (Blue bar)

Main Content Area:

Definitions

Variant	0
Status	Draft
Item	→
Brief Description	
Price List	Price List 01
Date	12/21/2021
Description	2-seater sofa with red leather with headrest

Calculated price 1,078.00 EUR

From Item → Sofa

Buttons: Update, Cancel, Load Variant

Work with the WEB Product configurator (Application)

The screenshot illustrates the setup process for the WEB Product configurator application in SAP Business One. The interface is divided into three main sections:

- Left Sidebar (Navigation):** Shows the 'Production' menu with various options. The 'Product configurator' section is expanded, highlighting 'Product configurator definition', 'Configurations', 'Web Product configurator Setup', 'Cross References', and 'External Configurator'.
- Central Window (Application Administration):** Displays a table of applications. The 'pconfigurator' application is selected, showing its details and configuration options.
- Right Window (WEB Server Configuration):** Shows the 'WEB Server' configuration dialog. The 'Presentation of beas web functions' section is expanded, showing the 'WEB Product Configurator' application. The 'Start Server' checkbox is checked.

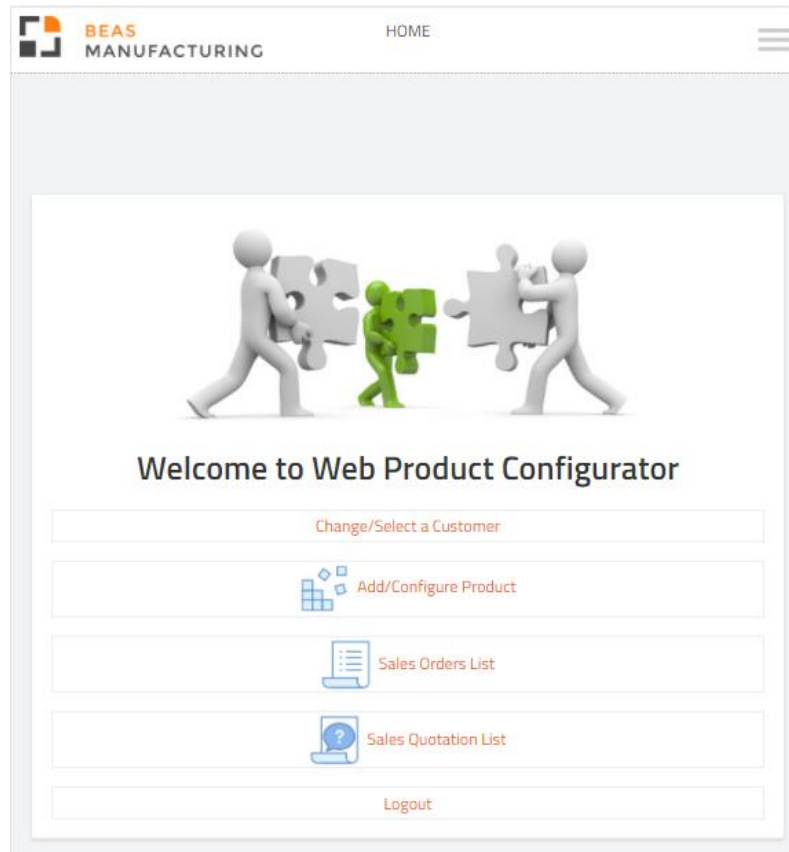
Table of Applications:

App Name	Description	Group	License	App Version	WEB	PC
cart_view	View Shopping Cart Content			1	<input checked="" type="checkbox"/>	<input type="checkbox"/>
login	Login			1	<input checked="" type="checkbox"/>	<input type="checkbox"/>
logout	Logout			1	<input checked="" type="checkbox"/>	<input type="checkbox"/>
pconfigurator	Allow to create a new configuration using the Pro...			1	<input checked="" type="checkbox"/>	<input type="checkbox"/>
products	Products catalog			1	<input checked="" type="checkbox"/>	<input type="checkbox"/>
rest	rest services			1	<input checked="" type="checkbox"/>	<input type="checkbox"/>
salesorder_create	salesorder_create			1	<input checked="" type="checkbox"/>	<input type="checkbox"/>
salesorder_list	List all customer sales orders			1	<input checked="" type="checkbox"/>	<input type="checkbox"/>
salesorder_view	Sales Order View			1	<input checked="" type="checkbox"/>	<input type="checkbox"/>
selectcustomer	Select Customer			1	<input checked="" type="checkbox"/>	<input type="checkbox"/>
sq_list	Sales Quotation List			1	<input checked="" type="checkbox"/>	<input type="checkbox"/>
sq_view	Sales Quotation View			1	<input checked="" type="checkbox"/>	<input type="checkbox"/>
uploadfile	uploadfile			1	<input checked="" type="checkbox"/>	<input type="checkbox"/>

WEB Server Configuration:

- IP Address: 192.168.0.103
- Port: 8080
- Start Server: ☒
- WEB Application Version 2.1
- WEB Product Configurator
- Beas Service Layer: ☐
- Disable Authorization: ☐
- Common Service / Print Service: ☐
- Activate Beas Common Service: ☐

Work with the WEB Product configurator (Application)



DEMO VIDEOS:

https://www.youtube.com/watch?v=_YG-088qH60

<https://www.youtube.com/watch?v=vN5KRhxYtwQ>



Summary

You can now:

- explain the terms variant, variant generator and product configurator
- understand and reproduce the integration of the product configurator in Beas / SAP Business One
- configure BoMs and routings of items for the variant production
- program and apply the product configurator for items
- use the Web Product Configurator


Thank you for your **attention!**

We design solutions for people.

Join our community now!

Collaborate with product suggestions
and vote for the feature requests you
most like.

boyum-solutions.com/community





DENMARK

Boyum IT Solutions A/S

GERMANY

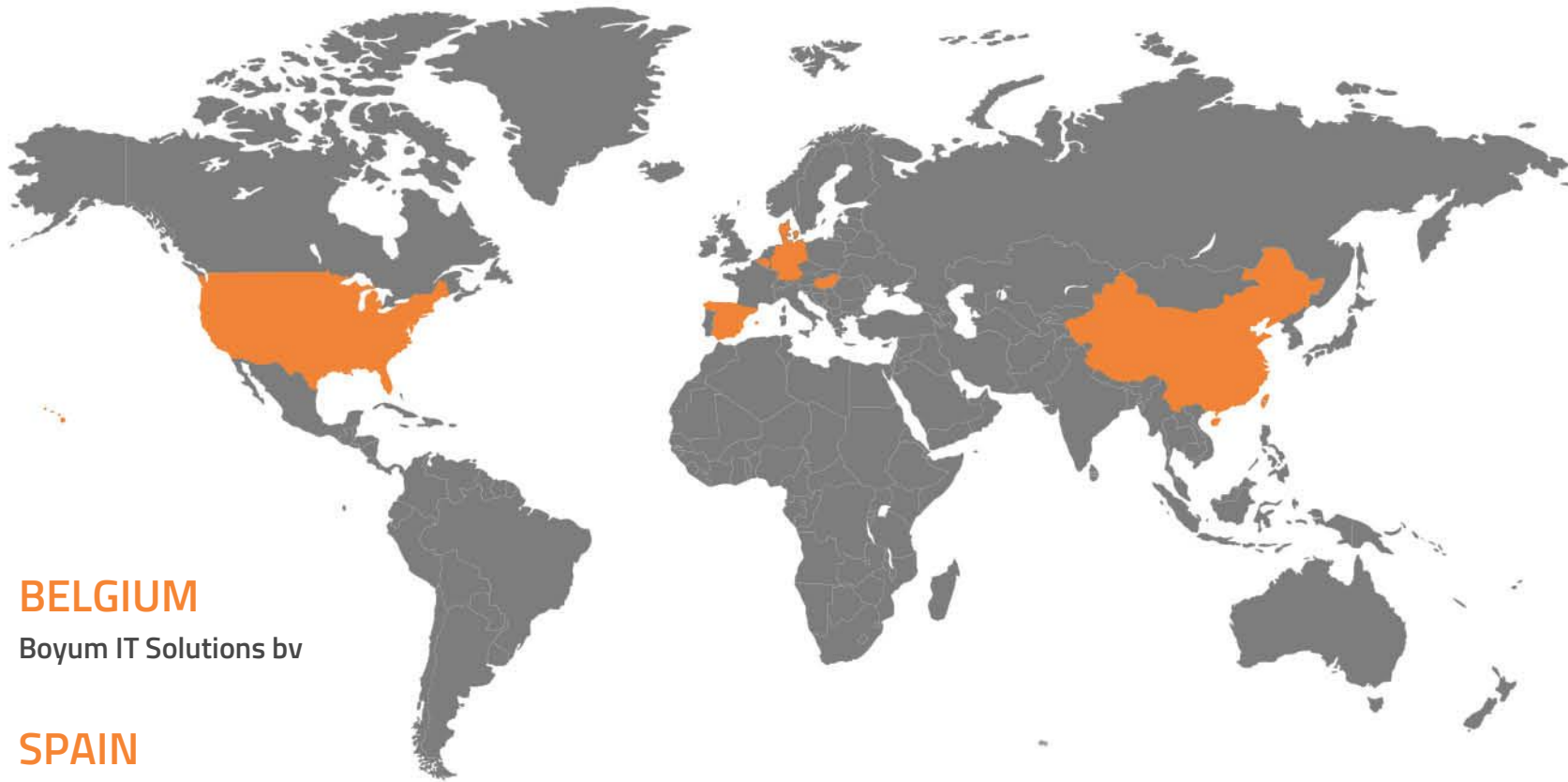
Boyum IT Solutions GmbH

USA

Boyum IT Solutions Inc.

CHINA

Boyum IT Solutions Shanghai Co. Ltd



BELGIUM

Boyum IT Solutions bv

SPAIN

Boyum IT Solutions Spain S.L.

HUNGARY

Boyum IT Solutions Hungary LTD